



CLO3D Course

Class No: 04

Class topic:

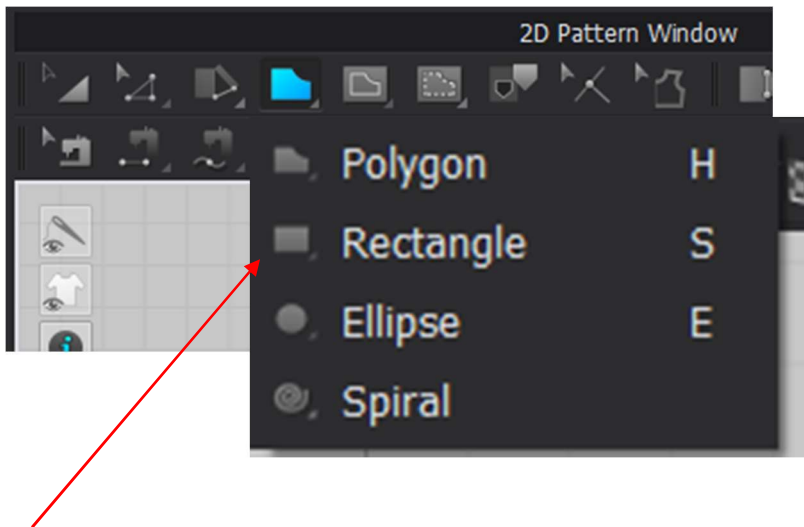
1. Join FB Group To upload Assignment  
<https://www.facebook.com/groups/1658832704576925>
2. make a Simple Review to inspire other for develop their creative skill to sustain and grow career <https://www.facebook.com/porana123/reviews>

## Tools Selection

- |                              |            |                             |
|------------------------------|------------|-----------------------------|
| 1. Library Folder access     |            |                             |
| 2. Add Avatar,               |            |                             |
| 3. Delete avatar             |            | Select and press Delete Key |
| 4. Zoom IN Zoom out          | 2D/3D same | Mouse Middle Button         |
| 5. Workspace Moving/ Panning | 2D/3D same | Mouse Middle Button         |
| 6. Rotating                  |            | Mouse Right Button          |

## 7. Transform Selection tools

### A. Rectangle tool



Draw some Rectangle shape

Select pattern

Deselect pattern

Rotate pattern

Multiple pattern select

Press Shift Key and select

Delete pattern

Select and press Delete Key

Undo

Ctrl + Z

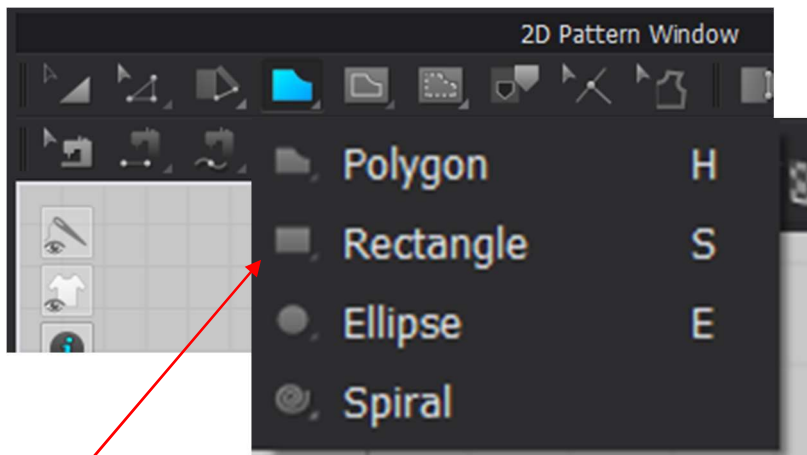
Undo

Ctrl + Y

History

More Undo Redo work from History

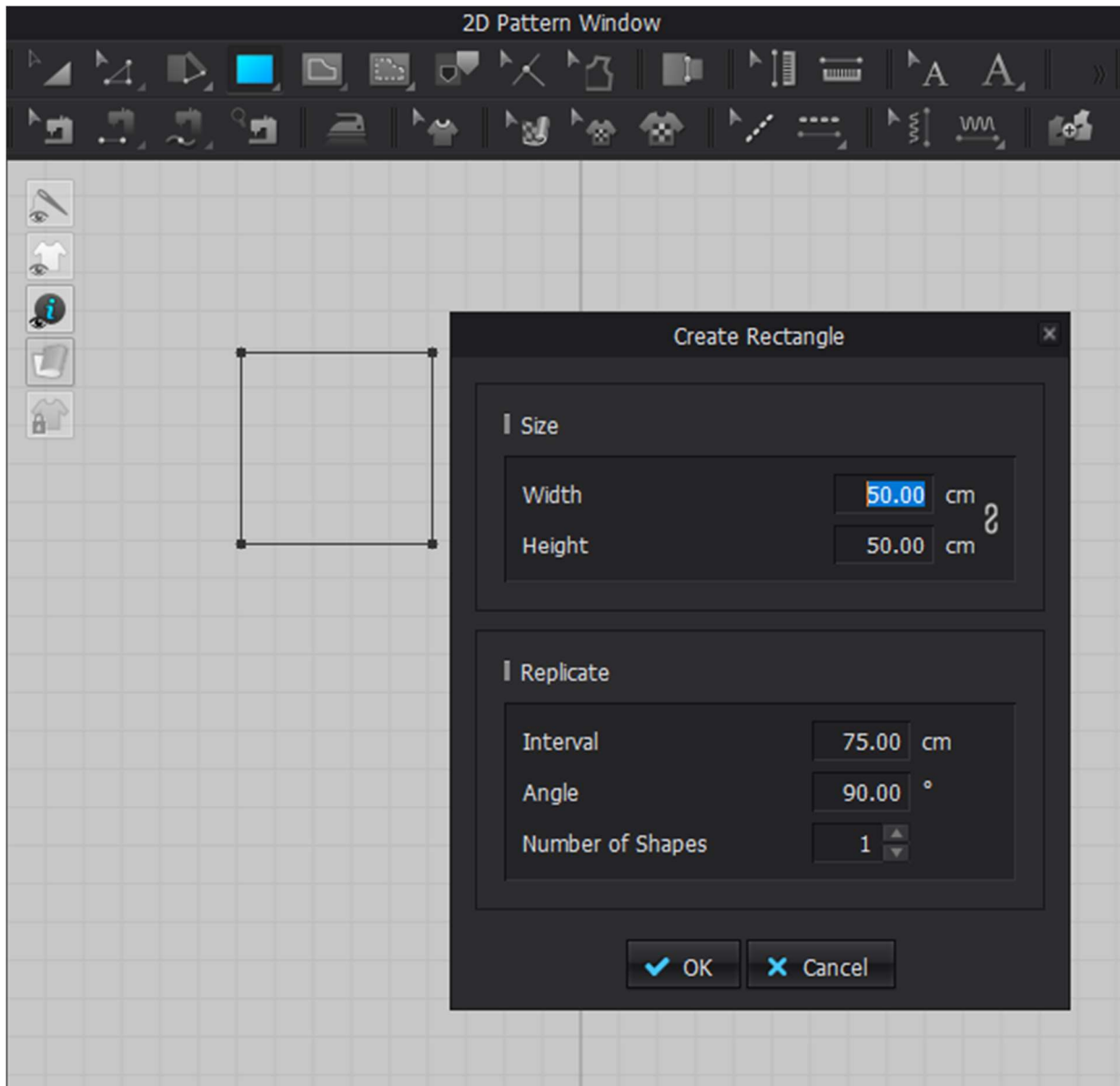
## 8. For measurement



A. **Rectangle tool**

B. **Ellips tool** use type same way

Select tools and do a single click on workspace will come the popup to set size

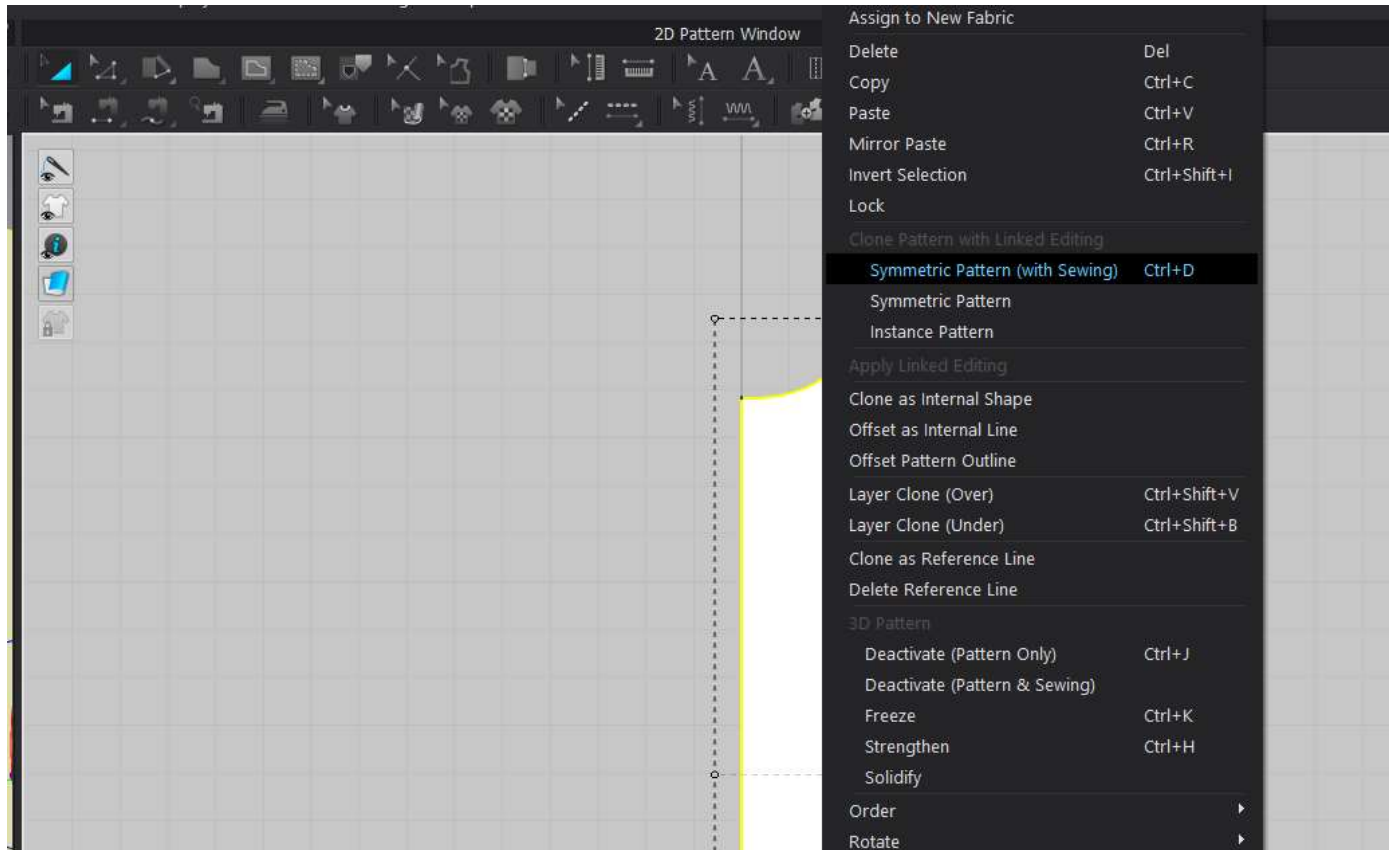


### C. Polygon tool

Add avatar

It working as pan tools as Photoshop and illustrator

- D. Symmetric Pattern (with Sewing) Ctrl+D
  - E. Symmetric Pattern
  - F. Copy + Past + Mirror Past
- Select Pattern and click mouse right button



**Polygon tool**  
Practice

**Video Link:**

<https://www.youtube.com/watch?v=t4m3js2BcXU&list=PLGs3aA-hAb02klENoYEpRXeCoMsj5dgCV&index=5>